



TRESTON

DEDICATED TO HUMAN WORKSPACE

TRESTON WORKPLACE CHAIRS

FOR ANY INDUSTRIAL AND TECHNICAL WORKING ENVIRONMENT

Chairs for any industrial and technical working environment

High-performance chairs with maximum customer benefits for any industrial and technical working environment

Treston offers specialized seating solutions for industrial and technical working environments. Our high-quality technical products fulfil the highest requirements, offer outstanding value for money and meet the requirements of every single workplace - from production and packaging to standing work, ESD areas and R&D. Treston chairs ensure safety in the workplace by fulfilling the requirements of DIN 68 877 standard and by carrying the GS safety mark.



Production



ESD area



Standing work



Laboratory

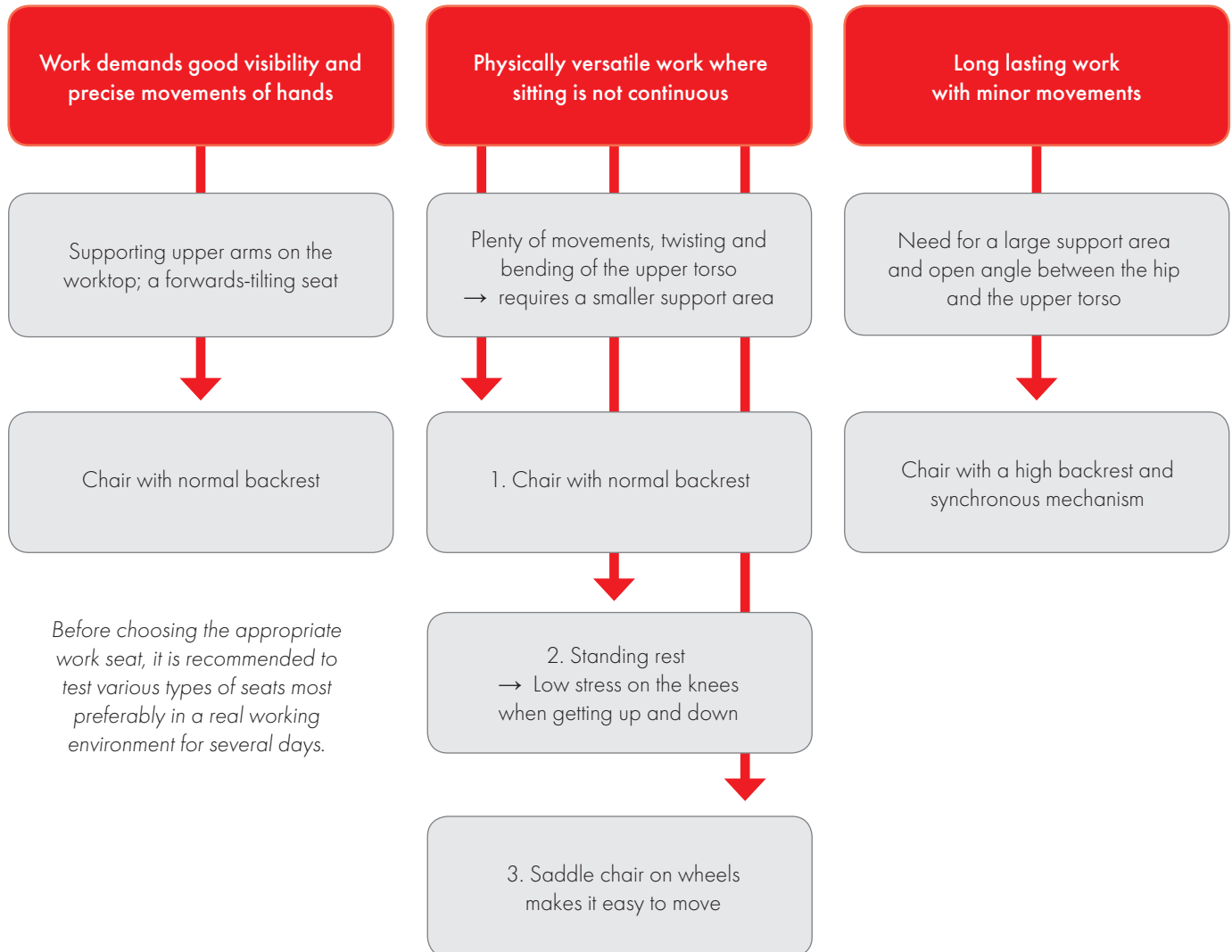


Cleanroom



For cleanroom (classifications 3) and laboratories selection is available upon request. Contact your sales person for more details!

Choice of chair for different work functions

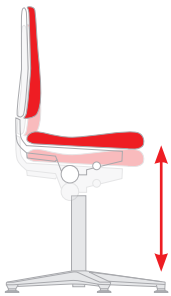


	Ergo	ErgoPlus	Neon	Stool	Saddle chair	Flex – standing rest
Production / heavy	✓			✓		✓
Production / light	✓	✓	✓	✓	✓	✓
ESD	✓	✓	✓	✓	✓	✓
Standing work					✓	✓

Adjustments and features of Treston workplace chairs

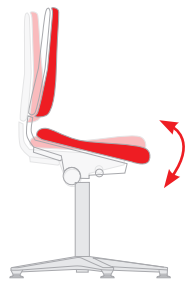
A workplace chair must be equally good fit for anyone and everyone – men and women, small people and large, heavy and light, and young and old – which is why it is essential to have a sufficiently wide range of settings and adjustments. See here the different adjustment possibilities of Treston workplace chairs.

Seat and back rest adjustments



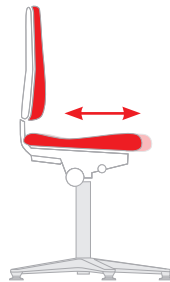
Seat height

Allows adjustment to body size and height of workplace. The ideal seat height is when the knees, hips and elbows form an angle of at least 90 degrees, with the feet resting flat on the floor.



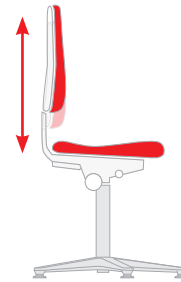
Seat tilt

Many jobs are carried out in slightly raised positions, and require people to bend forwards. A correspondingly tilted seat provides a seat angle of at least 90 degrees, while at the same time providing contact with the backrest.



Seat depth

Matches the depth of the seat to the size of the body, giving the best possible contact surface for the thighs. Contact with the backrest, and therefore the support it provides, are maintained.



Backrest height

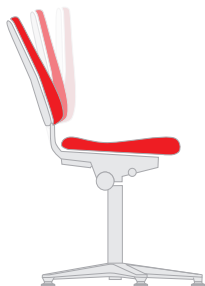
Ensures that a person is ideally supported – especially in the lumbar region – no matter how tall he/she is.



Weight regulation

By individually adjusting the pressure of the backrest, both light and heavy people can sit with the correct posture.

Back rest mechanisms and arm rests



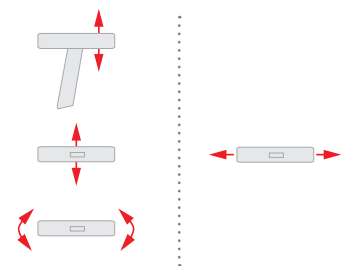
Permanent contact backrest

... follows the movements of the upper body, and ensures that the back always remains fully supported. Ideal for people who have to lean forward for long periods of time, with only a small distance between eyes and workplace (e.g. working in precision engineering or in the laboratory).



Synchronous mechanism

... provides an active-dynamic sitting experience with weight regulation. The seat and backrest accompany to body as it moves. This gives the user a feeling that can best be described as "weightless floating". The synchronous technology comes into its own where users are working at office type working situations, working at a screen, or constantly changing their sitting position.



Armrests

Armrests have the important function of reducing the strain on the upper body and arms. The height, and width of 3D armrests can be adjusted, and can also be swiveled.

In addition, our ESD armrests feature the depth adjustment.

How to adjust your Treston workplace chair

Ergonomically sound chair is a vital part of a well-functioning, ergonomic and user-friendly workstation. Good sitting enables effective and appropriate movements, reduces postural fixity and enables good and relaxed working postures. Chair alone, however, will not improve your workplace ergonomics, you have to adjust the chair according to the person using it – adjust the chair, not the person.

When taking into use your workplace chair, make sure to follow the adjustment guidelines below.



Adjustments and features	Ergo	ErgoPlus	Neon	Stool	Saddle chair	Flex – standing rest
Seat height	✓	✓	✓	✓	✓	✓
Seat tilt	✓	✓	✓		✓	
Seat depth		✓	✓			
Backrest height	✓	✓	✓			
Contact backrest	✓					
Synchro mechanism		✓	✓			
Arm rests as an option	✓	✓	✓			
Changeable upholstery			✓			

Ergo

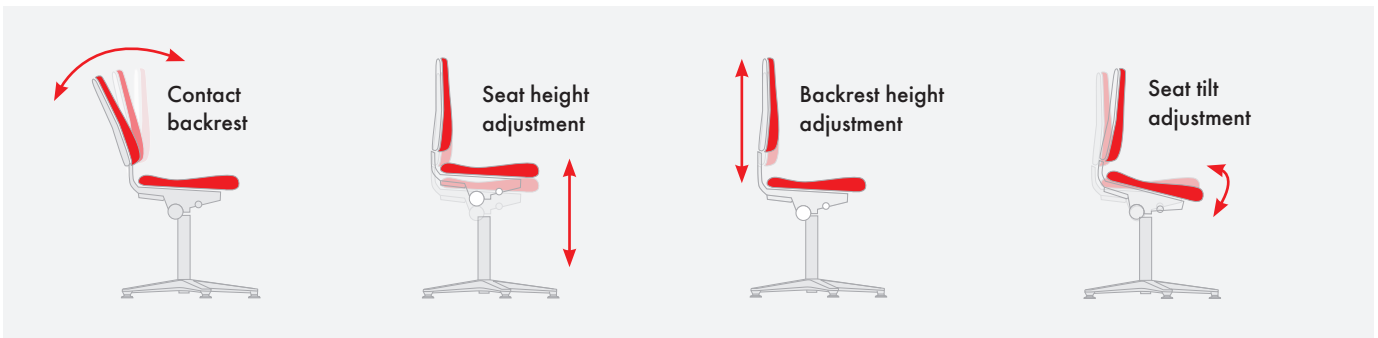


Multipurpose chair for almost any application in the industry

- ✓ User-friendly and quick adjustability
- ✓ Excellent price-performance ratio
- ✓ Large, ergonomically designed seat and backrest and lumbar support

Ergo is your choice when you are looking for a good, solid chair for majority of tasks and functions in industrial and technical working environments. Ergo has sturdy technical features accompanied with all the necessary ergonomic functions needed for healthy sitting in a production context.

Especially well suited for work that demands good visibility and precise movement of hands as well as for physically versatile work where sitting is not continuous. A forwards tilting seat is a prerequisite for precise work and normal sized backrest allows movements, twisting and bending of the upper torso. Ideal for example to light assembly, workshops, packaging areas, production, precision work and also for many other type of work and environments.



Ergo chair with polyurethane foam (PU)

PU surface is an excellent choice for demanding production environments with oil, grease, mild acids and alkalis, moisture or flying sparks. The PU surface is highly resistant, extremely robust, washable and very easy to clean. PU material can also withstand pointed and sharp-edged objects.



	Ergo 20 PU	Ergo 20 PU ESD	Ergo 25 PU	Ergo 25 PU ESD
Description	With soft dual-wheel safety castors with load-sensitive brakes	With conductive soft dual-wheel safety castors with load-sensitive brakes	High version with foot ring and glides	High ESD version with foot ring and conductive glides
Code	C20PU	C20PU-ESD	C25PU	C25PU-ESD

Ergo chair with **fabric upholstery**

Fabric upholstery is recommended for use in clean working environments. The high-quality fabric upholstery is breathable and can both absorb and expel moisture. The soft surface guarantees maximum comfort. The upholstery can be cleaned by using commercially available upholstery cleaning products.



	Ergo 30	Ergo 30 ESD	Ergo 35	Ergo 35 ESD
Description	With soft dual-wheel safety castors with load-sensitive brakes.	With conductive soft dual-wheel safety castors with load-sensitive brakes.	High version with foot ring and glides.	High ESD version with foot ring and conductive glides
Code black	C30BL	C30BL-ESD	C35BL	C35BL-ESD
Code blue	C30B	C30B-ESD	C35B	C35B-ESD

Ergo chair with **artificial leather upholstery**

Artificial leather provides the same seating comfort and softness as fabric, but in addition the upholstery is washable, resistant to disinfectants and is easy to care. Ergo chair with artificial leather upholstery is an ideal choice for production instead of PU, but at the same time suitable also for medical environments.



	Ergo 30 AL	Ergo 30 AL ESD	Ergo 35 AL	Ergo 35 AL ESD
Description	With soft dual-wheel safety castors with load-sensitive brakes.	With conductive soft dual-wheel safety castors with load-sensitive brakes.	High version with foot ring and glides.	High ESD version with foot ring and conductive glides
Code	C30AL	C30AL-ESD	C35AL	C35AL-ESD



See optional armrests and other accessories on page 9.

ErgoPlus

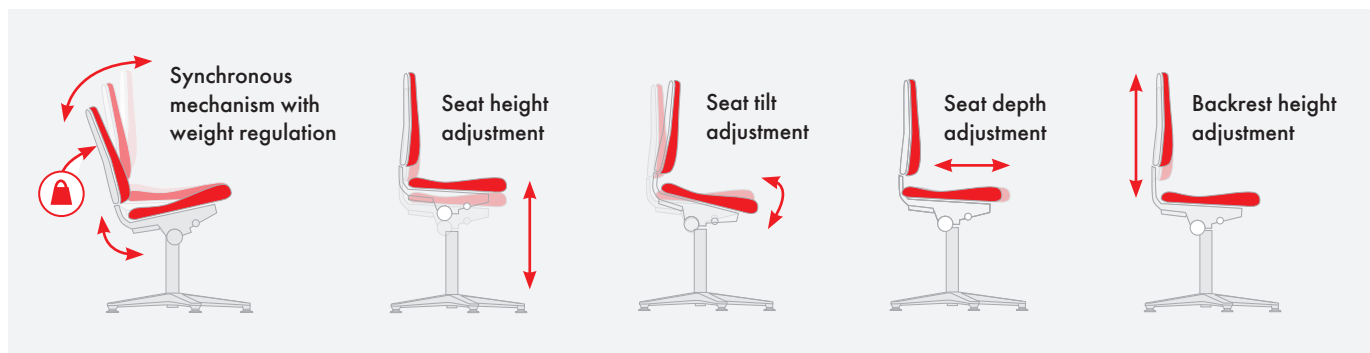


The all-inclusive ergonomic package

- ✓ Best possible adjustment to body size
- ✓ Supports the body in every position
- ✓ For any work situation

ErgoPlus offers all the ergonomic features you would expect in a good office chair, with the exception of being designed as a good workplace chair. Besides the outstanding ergonomic features, the requirements of industrial and technical working environments for the materials and construction of the chair are well taken into account. The All-inclusive ergonomic package ensures that it suits every single person and every single workplace situation, without having to make any compromise at all.

Especially well suited for long lasting work with minor movements, where is a need for a large support area and open angle between the hip and upper torso. Ideal for example to R&D departments and semi-technical environments such as quality assurance and engineering.



Optional armrests on page 9



	ErgoPlus 40 BL	ErgoPlus 40 BL ESD	ErgoPlus 40 AL	ErgoPlus 40 AL ESD
Description	With soft dual-wheel safety castors (conductive with ESD versions) with load-sensitive brakes			
Upholstery	Black fabric	Black fabric ESD	Artificial leather	Artificial leather ESD
Code	C40BL	C40BL-ESD	C40AL	C40AL-ESD

Ergo and ErgoPlus ESD features

- ✓ Aluminium base
- ✓ Conductive backrest shell, upholstery, plastics and coating
- ✓ Typical discharge resistance of $10^6 \Omega$

ESD protection is regulated by European standard EN 61340, which is designed to help users select appropriate protective measures. In regards of workplace chairs, the standard says: "The resistance to the point of contact with the floor of any parts of the seat that could come into contact with the user's body during standard use must be $<10^{10}\Omega$."

Discharge resistance	Acc. to EN 61340-5-4	Treston ESD chairs
Workplace chair	$<10^{10} \Omega$	$10^6 \Omega$
Surface resistance	Acc. to EN 61340-5-4	Treston ESD chairs
Workplace chair	-	$10^6 \Omega$

Accessories and spare parts

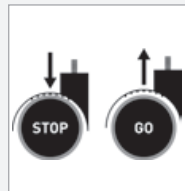
For your safety: Did you know that according to standard DIN 68877, any chair with seat height over 650 mm needs to have glides and a foot ring for safety reasons? That's why our high chair models are equipped with glides and a foot ring as a standard.



High glides



Castors



Stop&Go castors



Armrests ARE



Armrests ARE-ESD



Armrests ARN



Foot ring

Product	Code	Code ESD	Description
High glide set	CGLIH	CGLIH-ESD	Abrasion-resistant plastic glides have large surface area and offer superb level of stability. The glides can be retrofitted to all our chairs.
Soft castor set for hard floor	CSCAS	CSCAS-ESD	Dual-wheel safety castors are equipped with load-sensitive brakes, which means that the castors will brake when unloaded. As a standard, we supply soft castors for hard floors, but hard castors for soft floors needs to be ordered separately.
Hard castor set for soft floor	CHCAS	CHCAS-ESD	
Soft Stop&Go castor set for hard floors	CSTOP	CSTOP-ESD	In case the high chair needs to be moved around the workplace, Stop&Go castors will provide the safe solution. These castors will brake as soon as they are loaded, but when not loaded, the chair is easy to move around.
3D armrests for Ergo and ErgoPlus	ARE		Adjustment of height and width with possibility to swivel.
4D ESD armrests for Ergo ESD and ErgoPlus ESD		ARE-ESD	Adjustment of height, width and depth with possibility to swivel.
4D armrests for Neon	ARN	ARN-ESD	Adjustment of height, width and depth with possibility to swivel.
Chrome-plated foot ring	CRING	CRING	Foot ring can also be retrofitted to our lower chair models by attaching it to the chair column. Can be used on both ESD and non-ESD models. The height can be easily adjusted without any tools.

Neon

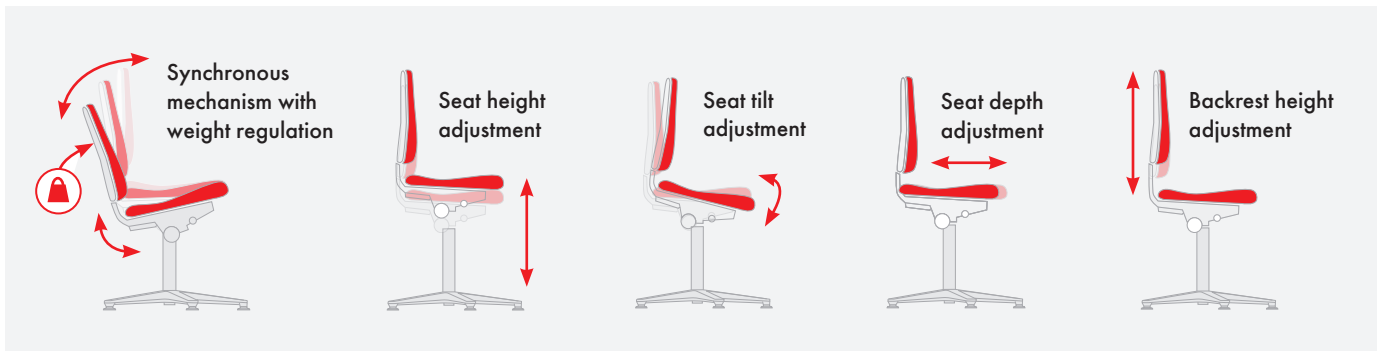


New generation workplace chair

- ✓ All the same adjustments and features as in ErgoPlus
- ✓ In addition changeable upholstery and flex strip for protection of the chair and its environment

Neon chair consists of two elements: the chair element with base and mechanism and the upholstery element. This offers many advantages, such as sustainability, flexibility, individuality and economy, which the changeable upholstery provides.

Neon is the new generation workplace chair. Simple production jobs are increasingly being replaced by tasks that are more complicated. Similarly, office and manufacturing workplaces are merging closer and closer together, and demands on the workplace are increasing. Neon combines ergonomic and functional characteristics to meet the demands of modern industrial workplaces.



Optional armrests on page 9



	Neon 50	Neon 50	Neon 50 ESD	Neon 50 ESD
Description	With soft dual-wheel safety castors (conductive with ESD versions) with load-sensitive brakes			
Upholstery	Black fabric, grey flex strip	Black fabric, orange flex strip	Black fabric ESD, grey flex strip	Black fabric ESD, orange flex strip
Code	C50BL-G	C50BL-O	C50BL-G-ESD	C50BL-O-ESD

Flex

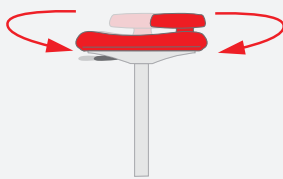


Standing rest for best support in standing work and combined workplaces

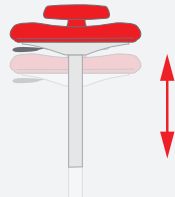
- ✓ 360° rotation of the seat
- ✓ Easy height adjustment of foot ring
- ✓ Space saving
- ✓ Slip resistant seat

Standing work is common in tasks where people have to change location often, or have to move around a lot, or have to communicate eye-to-eye with other people.

Flex standing rests allow you to stand for prolonged periods without any signs of fatigue by adapting to different body sizes, and supporting a person's posture without forcing them into a particular position.



Seat swivel range of 360°



Seat height adjustment



Did you know: Standing rest takes off 60% of your body weight from your feet compared to standing.



	Flex 18	Flex 18 ESD	Flex 19	Flex 19 ESD
Description	With soft dual-wheel safety castors with load-sensitive brakes	With conductive soft dual-wheel safety castors with load-sensitive brakes	High version with foot ring and glides	High ESD version with foot ring and conductive glides
Upholstery	Polyurethane PU	Polyurethane PU ESD	Polyurethane PU	Polyurethane PU ESD
Code	C18PU	C18PU-ESD	C19PU	C19PU-ESD

Stools



- ✓ Optimal assistance in workshop and heavy duty applications
- ✓ Adjustment for seat height



	Stool PU	Stool AL	Stool AL-ESD
Description	With soft dual-wheel safety castors (conductive with ESD versions) with load-sensitive brakes.		
Upholstery	Polyurethane PU	Artificial leather	Artificial leather ESD
Code	C15PU	C15AL	C15AL-ESD

Saddle chairs



- ✓ Freedom of movement with ergonomic sitting position
- ✓ Adjustment for seat height and seat tilt



	Saddle B	Saddle G ESD	Saddle AL ANTIB	Saddle AL ESD	Saddle L
Description	With soft dual-wheel safety castors (conductive with ESD versions) with load-sensitive brakes.				
Upholstery	Blue fabric	Grey fabric ESD	Antibacterial artificial leather	Artificial leather ESD	Leather
Code	SADDLE B	SADDLE G ESD	SADDLE AL ANTIB	SADDLE AL ESD	SADDLE L



Did you know: Sitting on a saddle chair creates a 135-degree angle between the thighs and the upper body and this improves blood circulation in the hip and knee joints.

Chair dimensions

Code	Description / Upholstery / Colour	Martindale	Seat height, mm	Seat width, mm	Seat depth, mm	Backrest height, mm	Weight, kg
Stools							
C15PU	Stool 15 polyurethane black		460-630	350	350		7,0
C15AL	Stool 15 artificial leather black	50.000	460-630	400	400		7,0
C15AL-ESD	Stool 15 artificial leather black ESD	50.000	460-630	400	400		8,0
Flex standing rests							
C18PU	Flex 18 polyurethane black		450-650	360	380	200	10,0
C18PU-ESD	Flex 18 polyurethane black ESD		450-650	360	380	200	10,0
C19PU	Flex 19 polyurethane black		510-780	360	380	200	13,0
C19PU-ESD	Flex 19 polyurethane black ESD		510-780	360	380	200	13,0
Ergo chairs							
C20PU	Ergo 20 polyurethane black		440-620	440	410	380	11,5
C20PU-ESD	Ergo 20 polyurethane black ESD		440-620	440	410	380	13,0
C25PU	Ergo 25 polyurethane black		580-850	440	410	380	13,5
C25PU-ESD	Ergo 25 polyurethane black ESD		580-850	440	410	380	15,0
C30AL	Ergo 30 artificial leather black	50.000	440-620	460	470	460	12,0
C30AL-ESD	Ergo 30 artificial leather black ESD	50.000	440-620	460	470	460	13,0
C30BL	Ergo 30 fabric black	50.000	440-620	460	470	460	12,0
C30BL-ESD	Ergo 30 fabric black ESD	40.000	440-620	460	470	460	13,0
C30B	Ergo 30 fabric blue	50.000	440-620	460	470	460	12,0
C30B-ESD	Ergo 30 fabric blue ESD	40.000	440-620	460	470	460	13,0
C35AL	Ergo 35 artificial leather black	50.000	580-850	460	470	460	14,0
C35AL-ESD	Ergo 35 artificial leather black ESD	50.000	530-800	460	470	460	15,0
C35BL	Ergo 35 fabric black	50.000	580-850	460	470	460	14,0
C35BL-ESD	Ergo 35 fabric black ESD	40.000	530-800	460	470	460	15,0
C35B	Ergo 35 fabric blue	50.000	580-850	460	470	460	14,0
C35B-ESD	Ergo 35 fabric blue ESD	40.000	530-800	460	470	460	15,0
ErgoPlus chairs							
C40AL	ErgoPlus 40 artificial leather black	50.000	450-600	460	410-470	600	18,5
C40AL-ESD	ErgoPlus 40 artificial leather black ESD	50.000	450-600	460	410-470	600	19,5
C40BL	ErgoPlus 40 fabric black	50.000	450-600	460	410-470	600	18,5
C40BL-ESD	ErgoPlus 40 fabric black ESD	40.000	450-600	460	410-470	600	19,5
Neon chairs							
C50BL-G	Neon 50 fabric black grey strips	40.000	450-620	470	420-480	570	18,0
C50BL-G-ESD	Neon 50 fabric black ESD grey strips	40.000	450-620	470	420-480	570	18,0
C50BL-O	Neon 50 fabric black orange strips	40.000	450-620	470	420-480	570	18,0
C50BL-O-ESD	Neon 50 fabric black ESD orange strips	40.000	450-620	470	420-480	570	18,0
Saddle chairs							
SADDLE B	Saddle chair fabric blue	> 50.000	575-820	350	420		7,0
SADDLE G ESD	Saddle chair fabric grey ESD	> 50.000	575-820	350	420		7,0
SADDLE AL ANTIB	Saddle chair artificial leather ANTIB black		575-820	350	420		7,0
SADDLE AL ESD	Saddle chair artificial leather ESD black		575-820	350	420		7,0
SADDLE L	Saddle chair leather black		575-820	350	420		7,0



Are you sitting well?

A short introduction to workplace chair ergonomics

The ergonomic requirements of workplace chairs in industrial and technical environments are inherently different to those of other areas, such as offices. The jobs carried out at manufacturing workstations may involve force, precision skills and repetitive movements, and it is not always possible to adopt an ideal position in relation to the work piece. A workplace chair must adapt perfectly to the working environment and to the person, in order to

enable necessary actions when seated – without adopting unhealthy positions or unnatural postures and without affecting productivity and efficiency.

A good workplace chair adjusts easily to the person using it and supports the person doing the task in various working positions.

FEATURES OF A GOOD WORKPLACE CHAIR

Suitability for the measurements of the person/user

- ✓ Adjust the chair, not the person

Supports the person in various working postures

- ✓ Unsupported sitting in an upright posture results in a 40 % increase in disc pressure compared to standing
- ✓ Synchronous mechanism

Promotes lumbar lordosis

- ✓ A backrest for the lower back
- ✓ Seat tilt

Minimizes static loading of the back muscle

- ✓ For example with a reclined backrest

Easy adjustability

- ✓ Adjustable work seat promotes productivity and reduces pains in shoulders and in the back

Adjust the backrest height

Adjust the backrest so that its curvature supports the spine in the area of the 3rd and 4th lumbar vertebrae (approximately belt height).

Use the entire surface of the seat

The bottom should be right at the back of the seat to fit its anatomically shaped contours. Only this posture ensures a contact with the backrest so that the user benefits of its support. The seat should slightly be inclined towards for jobs involving fine motor skills. Ideally, the chair will have a seat depth adjustment mechanism allowing the optimum setting for the length of the thighs.

Adjust the seat to the correct height

The seat is at the correct height when the upper arms and forearms for a right angle and the forearms are level with the working surface. At the same time, the angle between the thighs and lower legs should be at least 90 degrees. The feet should be flat on the floor or on a footrest.



Sitting or standing?



If tasks require paperwork, typing, no heavy lifting, and/or all tools for the job are provided in arm's reach, then the workstation should be designed for sitting, but with possibility to stand. Latest cognitive research shows how beneficial changing working posture can be. It's been studied that even slight movements, like standing up every now and then, improve memory, attentiveness, learning and ultimately cognitive performance. So what better way to improve the efficiency of a desk-tied person?

If tasks require lifting heavy loads, continuous movement, parts retrieval, and/or there is no leg space, then the workstation should be designed for standing but with the possibility to rest every now and then, whenever possible.

Do note however that even though stand up working posture is becoming increasingly popular, many official recommendations still state that proper seating ergonomics is one of the most crucial aspects of preventive actions for work related musculoskeletal disorders. Therefore it is not indifferent how and on what you are sitting, when you are sitting!

See below general tips on different work tasks and choosing the right working position.



When seeking out potential solutions, consider chairs, standing rests, saddle chairs, footrests and easily adjustable workbenches, which allow for both sitting and standing work that may be most suitable for your environment and staff.

Task	Primary choice	Secondary choice
Lifting the weight over 5 kgs	Standing	Semi-sitting
Working below the elbow level	Standing	Semi-sitting
Need to reach widely in horizontal level	Standing	Semi-sitting
Light assembly work	Sitting	Semi-sitting
Precision work	Sitting	Semi-sitting
Visual monitoring or supervising	Sitting	Semi-sitting
Need to move between workstations	Semi-sitting	Standing

Semi-sitting
between sitting and standing; reduces the strain of the back due to sitting and the strain of the lower limbs due to standing.

HEADQUARTERS

Treston Oy
Sorakatu 1
FI-20730 Turku
Tel. +358 10 4469 11
Fax +358 10 4469 789
sales@treston.com
www.treston.com

FRANCE

Treston France SARL
Z.A.C. de la Bonne Rencontre
1, voie Gallo Romaine, Quincy-Voisins
77334 Meaux Cedex
Tel. +33 1 64 17 11 11
Fax +33 1 64 17 11 10
infofr@treston.com
www.treston.fr

SWEDEN

Treston AB
Tumstoksvägen 9 A
187 66 Täby
Tel. +46 8 511 791 60
Fax +46 8 511 797 60
info.se@treston.com
www.treston.se

FACTORIES

Treston Oy, Turku plant
Sorakatu 1
FI-20730 Turku
Tel. +358 10 4469 11
Fax +358 10 4469 789
sales@treston.com
www.treston.fi

Treston Oy, Jyväskylä plant
PO Box 33 (Sohlberginkatu 10)
FI-40351 Jyväskylä
Tel. +358 10 4469 11
Fax +358 10 4469 290
sales@treston.com
www.treston.fi

GERMANY

Treston Deutschland GmbH
Friedrich-Ebert-Damm 143
22047 Hamburg
Tel. +49 40 8816 5022 - 0
Fax +49 40 8816 5022 - 10
info.de@treston.com
www.treston.de

Treston Deutschland GmbH
Niederlassung Raunheim
Frankfurter Straße 101
65479 Raunheim
Tel. +49 6142 992 50
Fax +49 6142 218 75
mail.de@treston.com
www.treston.de

RUSSIA

Treston Russia LLC
197375, Russia, Saint-Petersburg,
Marshala Novikova street 42
Tel. +7 812 677 76 20
info.ru@treston.com
www.treston.ru

UNITED KINGDOM

Treston Ltd
Treston House
5b Bone Lane, Newbury
Berkshire, RG14 5SH
Tel. +44 1635 521521
Fax +44 1635 37452
salesuk@treston.com
www.treston.com

USA

Sovella, Inc.
156 Bluffs Court
Canton, GA 30114
Tel. +1 770-721-7980
Fax +1 770-720-6584
infousa@sovella.com
www.sovella.com

Our premium partners and distributors around the world serve you locally in +30 countries:

www.treston.com/contact-us

10 year warranty

Treston offers specialized seating solutions for industrial and technical working environments. Our high-quality technical products fulfil the highest requirements, offer outstanding value for money and meet the requirements of every single workplace. To back up this statement, we grant A FULL 10 YEAR WARRANTY for our workplace chairs.*

The 10 year full warranty applies for normal wear and tear to all Treston chairs and their spare parts, gas spring, mechanism, castors and upholstery. The warranty periods shall apply for customary industrial use, namely 8 hours a day for 220 working days. The warranty period shall be reduced accordingly where there is shift operation or 24/7 use.

*Saddle chairs 2 years.



TRESTON